

**CLIO CUP FRANCE**  
SPA EURO RACE 2014  
QUALIFYING 2

Provisional Classification

Nr.	Driver	Nat	Team	Car	Time	Lap	Total	Gap	Kph
1	7 Nicolas MILAN	FRA	MILAN COMPÉTITION	GL	<b>2:47.069</b>	7	8	-	150.9
2	4 Xavier FOUINEAU	FRA	MILAN COMPÉTITION	GL	<b>2:47.094</b>	7	8	+0.025	150.9
3	3 Benoît CASTAGNE	FRA	RAIWOIT MONDOLO RACING	GL	<b>2:47.590</b>	6	8	+0.521	150.5
4	25 Jean-Philippe LIGIER	FRA	VICTEAM	R	<b>2:47.684</b>	7	8	+0.615	150.4
5	64 Eric TREMOULET	FRA	VICTEAM	GL	<b>2:47.706</b>	6	8	+0.637	150.3
6	95 Olivier JOUFFRET	FRA	VICTEAM	R	<b>2:48.061</b>	5	7	+0.992	150.0
7	14 Julien NEVEU	FRA	AUTOSPORT GP	GL	<b>2:48.092</b>	7	7	+1.023	150.0
8	33 Denis BERNARDI	FRA	SPORTECH RACING	R	<b>2:48.160</b>	5	6	+1.091	149.9
9	23 Denis GIBAUD	FRA	MILAN COMPÉTITION	GTL	<b>2:48.445</b>	5	7	+1.376	149.7
10	8 Sami LUKA	BEL	MILAN COMPÉTITION	GL	<b>2:48.660</b>	7	7	+1.591	149.5
11	99 Jean-Laurent NAVARRO	FRA	MOTORSPORT DÉVELOPPEMENT	R	<b>2:48.670</b>	8	8	+1.601	149.5
12	5 Jean-Philippe LAMIC	FRA	VICTEAM	GL	<b>2:48.760</b>	6	8	+1.691	149.4
13	34 Clément MATEU	FRA	MOTORSPORT DÉVELOPPEMENT	R	<b>2:48.900</b>	8	8	+1.831	149.3
14	69 Jérémy CURTY	FRA	CARMINE	R	<b>2:49.458</b>	6	7	+2.389	148.8
15	9 Antoine BOULAY	FRA	AUTOSPORT GP	GTL	<b>2:49.558</b>	4	5	+2.489	148.7
16	1 Pascal ARELLANO	FRA	T2CM	R	<b>2:49.708</b>	6	7	+2.639	148.6
17	41 Peter SCHARMACH	NZL	TEAM SESTERHEIM	GL	<b>2:50.345</b>	7	8	+3.276	148.0
18	21 Franck TRAYNARD	FRA	AUTOSPORT GP	GTL	<b>2:50.999</b>	5	7	+3.930	147.5
19	12 Emmanuel RAFFIN	FRA	AUTOSPORT GP	GTL	<b>2:51.084</b>	5	7	+4.015	147.4
20	6 Jacques FABREGAT	FRA	MILAN COMPÉTITION	GTL	<b>2:51.727</b>	7	7	+4.658	146.8
21	44 Yeenesh SHUNKER	FRA	CVS AUTO BY T2CM	R	<b>2:52.076</b>	6	7	+5.007	146.5
22	65 Patrick PERRIN	FRA	CARMINE	GTL	<b>2:53.548</b>	5	6	+6.479	145.3

**Fastest Lap** Lap 7 Nicolas MILAN **2:47.069** 150.9 Kph


SOME LAP TIMES DELETED FOR CAR N° 1, 3, 4, 5, 8, 9, 12, 21, 41 DUE TO TRACK LIMITS.

Published at: .....

Track Status: **DRY**

Race Director:

Timekeeper:



**CLIO CUP FRANCE**  
**SPA EURO RACE 2014**  
**QUALIFYING 2**

Provisional Classification by Class

Nr.	Driver	Nat	Team	Car	Time	Lap	Total	Gap	Kph
<b>GL</b>									
1	7 Nicolas MILAN	FRA	MILAN COMPÉTITION		<b>2:47.069</b>	7	8		<b>150.9</b>
2	4 Xavier FOUINEAU	FRA	MILAN COMPÉTITION		<b>2:47.094</b>	7	8	+0.025	+0.025 <b>150.9</b>
3	3 Benoît CASTAGNE	FRA	RAIWOIT MONDOLO RACING		<b>2:47.590</b>	6	8	+0.521	+0.496 <b>150.5</b>
4	64 Eric TREMOULET	FRA	VICTEAM		<b>2:47.706</b>	6	8	+0.637	+0.116 <b>150.3</b>
5	14 Julien NEVEU	FRA	AUTOSPORT GP		<b>2:48.092</b>	7	7	+1.023	+0.386 <b>150.0</b>
6	8 Sami LUKA	BEL	MILAN COMPÉTITION		<b>2:48.660</b>	7	7	+1.591	+0.568 <b>149.5</b>
7	5 Jean-Philippe LAMIC	FRA	VICTEAM		<b>2:48.760</b>	6	8	+1.691	+0.100 <b>149.4</b>
8	41 Peter SCHARMACH	NZL	TEAM SESTERHEIM		<b>2:50.345</b>	7	8	+3.276	+1.585 <b>148.0</b>
<b>CTL</b>									
1	23 Denis GIBAUD	FRA	MILAN COMPÉTITION		<b>2:48.445</b>	5	7		<b>149.7</b>
2	9 Antoine BOULAY	FRA	AUTOSPORT GP		<b>2:49.558</b>	4	5	+1.113	+1.113 <b>148.7</b>
3	21 Franck TRAYNARD	FRA	AUTOSPORT GP		<b>2:50.999</b>	5	7	+2.554	+1.441 <b>147.5</b>
4	12 Emmanuel RAFFIN	FRA	AUTOSPORT GP		<b>2:51.084</b>	5	7	+2.639	+0.085 <b>147.4</b>
5	6 Jacques FABREGAT	FRA	MILAN COMPÉTITION		<b>2:51.727</b>	7	7	+3.282	+0.643 <b>146.8</b>
6	65 Patrick PERRIN	FRA	CARMINE		<b>2:53.548</b>	5	6	+5.103	+1.821 <b>145.3</b>
<b>R</b>									
1	25 Jean-Philippe LIGIER	FRA	VICTEAM		<b>2:47.684</b>	7	8		<b>150.4</b>
2	95 Olivier JOUFFRET	FRA	VICTEAM		<b>2:48.061</b>	5	7	+0.377	+0.377 <b>150.0</b>
3	33 Denis BERNARDI	FRA	SPORTECH RACING		<b>2:48.160</b>	5	6	+0.476	+0.099 <b>149.9</b>
4	99 Jean-Laurent NAVARRO	FRA	MOTORSPORT DÉVELOPPEMENT		<b>2:48.670</b>	8	8	+0.986	+0.510 <b>149.5</b>
5	34 Clément MATEU	FRA	MOTORSPORT DÉVELOPPEMENT		<b>2:48.900</b>	8	8	+1.216	+0.230 <b>149.3</b>
6	69 Jérémy CURTY	FRA	CARMINE		<b>2:49.458</b>	6	7	+1.774	+0.558 <b>148.8</b>
7	1 Pascal ARELLANO	FRA	T2CM		<b>2:49.708</b>	6	7	+2.024	+0.250 <b>148.6</b>
8	44 Veenesh SHUNKER	FRA	CVS AUTO BY T2CM		<b>2:52.076</b>	6	7	+4.392	+2.368 <b>146.5</b>

SOME LAP TIMES DELETED FOR CAR N° 1, 3, 4, 5, 8, 9, 12, 21, 41 DUE TO TRACK LIMITS.


Published at: .....

Track Status:

**DRY**

Race Director:


Timekeeper:



**CLIO CUP FRANCE**  
SPA EURO RACE 2014  
QUALIFYING 2

Best Sector Times


SECTOR 1			SECTOR 2			SECTOR 3			Pos	Driver	Ideal Lap	Best Lap
Pos	Driver	Time	Driver	Time	Driver	Time						
1	3 B.CASTAGNE	48.056	64 E.TREMOULET	1:15.178	4 X.FOUINEAU	43.096	1	4 X.FOUINEAU	2'46.836	2:47.094	(2)	
2	7 N.MILAN	48.135	4 X.FOUINEAU	1:15.380	33 D.BERNARDI	43.190	2	7 N.MILAN	2'47.069	2:47.069	(1)	
3	33 D.BERNARDI	48.280	7 N.MILAN	1:15.509	23 D.GIBAUD	43.220	3	3 B.CASTAGNE	2'47.479	2:47.590	(3)	
4	25 J.LIGIER	48.292	95 O.JOUFFRET	1:15.602	25 J.LIGIER	43.374	4	25 J.LIGIER	2'47.485	2:47.684	(4)	
5	4 X.FOUINEAU	48.360	9 A.BOULAY	1:15.604	7 N.MILAN	43.425	5	64 E.TREMOULET	2'47.659	2:47.706	(5)	
6	95 O.JOUFFRET	48.480	14 J.NEVEU	1:15.663	99 J.NAVARRO	43.445	6	95 O.JOUFFRET	2'47.721	2:48.061	(6)	
7	34 C.MATEU	48.597	3 B.CASTAGNE	1:15.729	8 S.LUKA	43.581	7	33 D.BERNARDI	2'47.836	2:48.160	(8)	
8	8 S.LUKA	48.647	25 J.LIGIER	1:15.819	5 J.LAMIC	43.585	8	99 J.NAVARRO	2'48.001	2:48.670	(11)	
9	64 E.TREMOULET	48.657	99 J.NAVARRO	1:15.884	1 P.ARELLANO	43.613	9	14 J.NEVEU	2'48.028	2:48.092	(7)	
10	99 J.NAVARRO	48.672	23 D.GIBAUD	1:15.975	95 O.JOUFFRET	43.639	10	23 D.GIBAUD	2'48.137	2:48.445	(9)	
11	14 J.NEVEU	48.679	8 S.LUKA	1:16.106	14 J.NEVEU	43.686	11	8 S.LUKA	2'48.334	2:48.660	(10)	
12	5 J.LAMIC	48.735	5 J.LAMIC	1:16.227	3 B.CASTAGNE	43.694	12	5 J.LAMIC	2'48.547	2:48.760	(12)	
13	41 P.SCHARMACH	48.853	34 C.MATEU	1:16.311	69 J.CURTY	43.699	13	34 C.MATEU	2'48.630	2:48.900	(13)	
14	1 P.ARELLANO	48.884	33 D.BERNARDI	1:16.366	34 C.MATEU	43.722	14	9 A.BOULAY	2'49.039	2:49.558	(15)	
15	23 D.GIBAUD	48.942	69 J.CURTY	1:16.373	21 F.TRAYNARD	43.787	15	69 J.CURTY	2'49.082	2:49.458	(14)	
16	69 J.CURTY	49.010	12 E.RAFFIN	1:16.475	64 E.TREMOULET	43.824	16	1 P.ARELLANO	2'49.140	2:49.708	(16)	
17	21 F.TRAYNARD	49.159	1 P.ARELLANO	1:16.643	6 J.FABREGAT	43.885	17	41 P.SCHARMACH	2'49.571	2:50.345	(17)	
18	12 E.RAFFIN	49.303	41 P.SCHARMACH	1:16.700	44 V.SHUNKER	43.943	18	12 E.RAFFIN	2'50.068	2:51.084	(19)	
19	9 A.BOULAY	49.360	44 V.SHUNKER	1:17.153	41 P.SCHARMACH	44.018	19	21 F.TRAYNARD	2'50.128	2:50.999	(18)	
20	6 J.FABREGAT	49.944	21 F.TRAYNARD	1:17.182	9 A.BOULAY	44.075	20	6 J.FABREGAT	2'51.236	2:51.727	(20)	
21	65 P.PERRIN	50.034	6 J.FABREGAT	1:17.407	12 E.RAFFIN	44.290	21	44 V.SHUNKER	2'51.340	2:52.076	(21)	
22	44 V.SHUNKER	50.244	65 P.PERRIN	1:18.201	65 P.PERRIN	45.313	22	65 P.PERRIN	2'53.548	2:53.548	(22)	



**CLIO CUP FRANCE**  
**SPA EURO RACE 2014**  
**QUALIFYING 2**

**Fastest Lap Sequence**

Practice Time	Driver	Team	Car	Class	Time	Kph	Lap
6:29.527	64 Eric TREMOULET	VICTEAM		GL	<b>2:48.832</b>	149.3	2
19:00.799	64 Eric TREMOULET	VICTEAM		GL	<b>2:48.082</b>	150.0	5
19:01.272	25 Jean-Philippe LIGIER	VICTEAM		R	<b>2:47.982</b>	150.1	5
21:48.505	64 Eric TREMOULET	VICTEAM		GL	<b>2:47.706</b>	150.3	6
21:53.288	3 Benoît CASTAGNE	RAIWOIT MONDOLO RACING		GL	<b>2:47.590</b>	150.5	6
22:08.715	4 Xavier FOUINEAU	MILAN COMPÉTITION		GL	<b>2:47.560</b>	150.5	6
22:09.057	7 Nicolas MILAN	MILAN COMPÉTITION		GL	<b>2:47.428</b>	150.6	6
24:55.809	4 Xavier FOUINEAU	MILAN COMPÉTITION		GL	<b>2:47.094</b>	150.9	7
24:56.126	7 Nicolas MILAN	MILAN COMPÉTITION		GL	<b>2:47.069</b>	150.9	7




## CLIO CUP FRANCE SPA EURO RACE 2014 QUALIFYING 2

### Analysis

■ Personal Best   
 ■ Session Best   
 ■ B Crossing the finish line in pit lane

Lap	Time	Sector 1	Sector 2	Sector 3	Kph	Elapsed	Lap	Time	Sector 1	Sector 2	Sector 3	Kph	Elapsed		
<b>1</b>	<b>Pascal ARELLANO</b> T2CM						FRA	<b>7</b>	<b>Nicolas MILAN</b> MILAN COMPÉTITION						FRA
1	3:53.722	1:17.990	1:38.823	56.909	107.9	3:53.722	1	3:57.345	1:16.191	1:38.331	1:02.823	106.2	3:57.345		
2	3:09.846	50.453	1:34.169	45.224	132.8	7:03.568	2	2:51.125	49.397	1:17.875	43.853	147.3	6:48.470		
3	3:46.589 <b>B</b>	49.274	1:26.661	1:30.654	111.3	10:50.157	3	3:28.165 <b>B</b>	48.565	1:27.786	1:11.814	121.1	10:16.635		
4	5:45.095	3:30.834	1:22.472	51.789	73.1	16:35.251	4	6:16.517	4:03.213	1:21.296	52.008	67.0	16:33.151		
5	2:49.763	49.086	1:17.064	<b>43.613</b>	148.5	19:25.014	5	2:48.478	48.548	1:16.108	43.822	149.7	19:21.629		
6	<b>2:49.708</b>	49.194	1:16.712	43.802	148.6	22:14.722	6	2:47.428	48.238	1:15.667	43.523	150.6	22:09.057		
7	2:49.526	<b>48.884</b>	<b>1:16.643</b>	43.999	148.7	25:04.248	7	<b>2:47.069</b>	<b>48.135</b>	<b>1:15.509</b>	<b>43.425</b>	150.9	24:56.126		
8							8	3:31.288 <b>B</b>	52.965	1:19.341	1:18.982	119.3	28:27.414		
<b>3</b>	<b>Benoit CASTAGNE</b> RAIWOIT MONDOLO RACING						FRA	<b>8</b>	<b>Sami LUKA</b> MILAN COMPÉTITION						BEL
1	3:52.741	1:17.098	1:39.097	56.546	108.3	3:52.741	1	3:58.300	1:09.608	1:45.394	1:03.298	105.8	3:58.300		
2	2:49.681	49.418	1:16.004	44.259	148.6	6:42.422	2	2:56.717	50.091	1:21.618	45.008	142.7	6:55.017		
3	3:23.658 <b>B</b>	48.630	1:20.738	1:14.290	123.8	10:06.080	3	3:27.009 <b>B</b>	49.318	1:22.712	1:14.979	121.8	10:22.026		
4	6:11.767	4:01.668	1:22.455	47.644	67.8	16:17.846	4	6:11.601	3:58.183	1:21.357	52.061	67.9	16:33.626		
5	2:47.852	48.342	<b>1:15.729</b>	43.781	150.2	19:05.698	5	2:48.361	48.674	<b>1:16.106</b>	<b>43.581</b>	149.8	19:21.987		
6	<b>2:47.590</b>	<b>48.056</b>	1:15.840	<b>43.694</b>	150.5	21:53.288	6	2:49.502	48.892	1:16.774	43.836	148.8	22:11.489		
7	2:51.878	50.188	1:17.139	44.551	146.7	24:45.166	7	<b>2:48.660</b>	<b>48.647</b>	1:16.162	43.851	149.5	25:00.149		
8	2:48.716	48.628	1:15.892	44.196	149.4	27:33.882									
<b>4</b>	<b>Xavier FOUINEAU</b> MILAN COMPÉTITION						FRA	<b>9</b>	<b>Antoine BOULAY</b> AUTOSPORT GP						FRA
1	3:56.816	1:08.568	1:44.991	1:03.257	106.5	3:56.816	1	4:41.649	2:08.674	1:40.338	52.637	89.5	4:41.649		
2	2:50.540	49.770	1:16.669	44.101	147.8	6:47.356	2	8:22.286 <b>B</b>	50.695	6:03.818	1:27.773	50.2	13:03.934		
3	3:22.922 <b>B</b>	49.021	1:27.702	1:06.199	124.3	10:10.278	3	7:02.750	4:53.379	1:23.520	45.851	59.6	20:06.684		
4	6:22.358	4:08.724	1:21.198	52.436	65.9	16:32.635	4	<b>2:49.558</b>	49.491	1:15.859	44.208	148.7	22:56.242		
5	2:48.520	48.925	1:15.787	43.808	149.6	19:21.155	5	2:49.039	<b>49.360</b>	<b>1:15.604</b>	<b>44.075</b>	149.2	25:45.281		
6	2:47.560	48.581	<b>1:15.380</b>	43.599	150.5	22:08.715									
7	<b>2:47.094</b>	<b>48.360</b>	1:15.412	43.322	150.9	24:55.809									
8	2:47.045	48.378	1:15.571	<b>43.096</b>	150.9	27:42.854									
<b>5</b>	<b>Jean-Philippe LAMIC</b> VICTEAM						FRA	<b>12</b>	<b>Emmanuel RAFFIN</b> AUTOSPORT GP						FRA
1	3:41.861	56.347	1:44.365	1:01.149	113.6	3:41.861	1	4:16.282	1:39.988	1:37.487	58.807	98.4	4:16.282		
2	2:50.148	49.349	1:16.578	44.221	148.2	6:32.009	2	2:57.564	52.766	1:19.795	45.003	142.0	7:13.846		
3	3:28.483 <b>B</b>	48.891	1:23.418	1:16.174	120.9	10:00.492	3	3:52.651 <b>B</b>	50.158	1:45.769	1:16.724	108.4	11:06.497		
4	6:13.807	4:02.047	1:23.515	48.245	67.5	16:14.298	4	5:34.051	3:24.555	1:20.271	49.225	75.5	16:40.547		
5	2:49.785	48.922	1:16.997	43.866	148.5	19:04.083	5	<b>2:51.084</b>	50.319	<b>1:16.475</b>	<b>44.290</b>	147.4	19:31.631		
6	<b>2:48.760</b>	<b>48.735</b>	1:16.440	<b>43.585</b>	149.4	21:52.843	6	2:58.536	<b>49.303</b>	1:24.376	44.857	141.2	22:30.167		
7	2:49.573	48.976	1:16.305	44.292	148.7	24:42.416	7	2:52.435	50.502	1:17.239	44.694	146.2	25:22.602		
8	2:53.413	52.652	<b>1:16.227</b>	44.534	145.4	27:35.829									
<b>6</b>	<b>Jacques FABREGAT</b> MILAN COMPÉTITION						FRA	<b>14</b>	<b>Julien NEVEU</b> AUTOSPORT GP						FRA
1	3:59.963	1:06.501	1:51.843	1:01.619	105.1	3:59.963	1	4:31.808	2:02.532	1:37.375	51.901	92.8	4:31.808		
2	3:00.608	51.741	1:23.497	45.370	139.6	7:00.571	2	2:52.499	50.383	1:17.508	44.608	146.2	7:24.307		
3	3:47.699 <b>B</b>	50.498	1:27.925	1:29.276	110.7	10:48.270	3	3:44.903 <b>B</b>	50.319	1:35.820	1:18.764	112.1	11:09.210		
4	5:48.235	3:33.516	1:22.427	52.292	72.4	16:36.504	4	5:39.761	3:35.236	1:19.970	44.555	74.2	16:48.970		
5	2:52.497	<b>49.944</b>	1:18.344	44.209	146.2	19:29.001	5	2:49.231	49.147	1:15.951	44.133	149.0	19:38.201		
6	2:52.963	51.045	1:18.033	<b>43.885</b>	145.8	22:21.964	6	2:48.601	49.028	<b>1:15.663</b>	43.910	149.5	22:26.802		
7	<b>2:51.727</b>	50.266	<b>1:17.407</b>	44.054	146.8	25:13.691	7	<b>2:48.092</b>	<b>48.679</b>	1:15.727	<b>43.686</b>	150.0	25:14.894		
<b>21</b>	<b>Franck TRAYNARD</b> AUTOSPORT GP						FRA								
1	4:17.237	1:40.556	1:37.492	59.189	98.0	4:17.237									
2	2:57.366	52.716	1:19.322	45.328	142.2	7:14.603									
3	3:47.561 <b>B</b>	49.465	1:43.457	1:14.639	110.8	11:02.164									



# CLIO CUP FRANCE


## SPA EURO RACE 2014

### QUALIFYING 2

#### Analysis

■ Personal Best   
 ■ Session Best   
 ■ B Crossing the finish line in pit lane

Lap	Time	Sector 1	Sector 2	Sector 3	Kph	Elapsed	Lap	Time	Sector 1	Sector 2	Sector 3	Kph	Elapsed
4	5:36.709	3:25.706	1:20.556	50.447	74.9	16:38.872	8	2:50.100	<b>48.853</b>	1:16.735	44.512	148.2	27:43.605
5	<b>2:50.999</b>	49.761	<b>1:17.182</b>	44.056	147.5	19:29.871	<div style="border: 1px solid black; padding: 5px;"> <b>44</b> <b>Veenuh SHUNKER</b> <span style="float: right;">FRA</span>            CVS AUTO BY T2CM         </div>						
6	2:53.497	50.912	1:18.676	43.909	145.3	22:23.368	1	4:12.162	1:41.800	1:33.836	56.526	100.0	4:12.162
7	2:50.916	<b>49.159</b>	1:17.970	<b>43.787</b>	147.5	25:14.284	2	3:12.545	51.011	1:37.591	<b>43.943</b>	131.0	7:24.707
<div style="border: 1px solid black; padding: 5px;"> <b>23</b> <b>Denis GIBAUD</b> <span style="float: right;">FRA</span>            MILAN COMPETITION         </div>							3 3:45.761 <b>B</b> 50.542 1:35.843 1:19.376 111.7 11:10.468 4 5:26.785 3:13.035 1:21.274 52.476 77.2 16:37.252 5 2:52.108 <b>50.244</b> 1:17.723 44.141 146.5 19:29.360 6 <b>2:52.076</b> 50.942 <b>1:17.153</b> 43.981 146.5 22:21.436 7 3:09.429 50.833 1:24.519 54.077 133.1 25:30.865						
<div style="border: 1px solid black; padding: 5px;"> <b>25</b> <b>Jean-Philippe LIGIER</b> <span style="float: right;">FRA</span>            VICTEAM         </div>							<div style="border: 1px solid black; padding: 5px;"> <b>64</b> <b>Eric TREMOULET</b> <span style="float: right;">FRA</span>            VICTEAM         </div>						
1	3:43.053	56.636	1:44.958	1:01.459	113.0	3:43.053	1	3:40.695	55.917	1:43.761	1:01.017	114.2	3:40.695
2	2:49.617	49.452	1:16.051	44.114	148.7	6:32.670	2	2:48.832	49.223	1:15.350	44.259	149.3	6:29.527
3	3:25.502 <b>B</b>	48.662	1:21.909	1:14.931	122.7	9:58.172	3	3:26.758 <b>B</b>	48.949	1:21.868	1:15.941	122.0	9:56.285
4	6:15.119	4:03.202	1:23.800	48.117	67.2	16:13.290	4	6:16.433	4:04.212	1:24.147	48.074	67.0	16:12.717
5	2:47.982	48.718	1:15.890	<b>43.374</b>	150.1	19:01.272	5	2:48.082	48.887	1:15.339	43.856	150.0	19:00.799
6	2:48.115	48.453	1:15.935	43.727	150.0	21:49.387	6	<b>2:47.706</b>	48.678	<b>1:15.178</b>	43.850	150.3	21:48.505
7	<b>2:47.684</b>	<b>48.292</b>	<b>1:15.819</b>	43.573	150.4	24:37.071	7	2:47.742	<b>48.657</b>	1:15.261	<b>43.824</b>	150.3	24:36.247
8	2:48.240	48.308	1:16.114	43.818	149.9	27:25.311	8	2:50.133	49.129	1:16.672	44.332	148.2	27:26.380
<div style="border: 1px solid black; padding: 5px;"> <b>33</b> <b>Denis BERNARDI</b> <span style="float: right;">FRA</span>            SPORTECH RACING         </div>							<div style="border: 1px solid black; padding: 5px;"> <b>65</b> <b>Patrick PERRIN</b> <span style="float: right;">FRA</span>            CARMINE         </div>						
1	3:55.661	1:19.083	1:38.336	58.242	107.0	3:55.661	1	4:00.872	1:35.616	1:29.128	56.128	104.7	4:00.872
2	2:53.467	48.726	1:21.047	43.694	145.4	6:49.128	2	3:03.282	51.555	1:24.765	46.962	137.6	7:04.154
3	3:31.027 <b>B</b>	48.297	1:29.090	1:13.640	119.5	10:20.155	3	3:50.021 <b>B</b>	50.520	1:28.591	1:30.910	109.6	10:54.175
4	6:14.312	4:00.447	1:22.417	51.448	67.4	16:34.466	4	5:29.144	3:16.010	1:22.670	50.464	76.6	16:23.318
5	<b>2:48.160</b>	48.604	<b>1:16.366</b>	<b>43.190</b>	149.9	19:22.626	5	<b>2:53.548</b>	<b>50.034</b>	<b>1:18.201</b>	<b>45.313</b>	145.3	19:16.866
6	3:11.268 <b>B</b>	<b>48.280</b>	1:24.074	58.914	131.8	22:33.894	6	3:28.746 <b>B</b>	1:04.341	1:23.161	1:01.244	120.8	22:45.612
<div style="border: 1px solid black; padding: 5px;"> <b>34</b> <b>Clement MATEU</b> <span style="float: right;">FRA</span>            MOTORSPORT DEVELOPPEMENT         </div>							<div style="border: 1px solid black; padding: 5px;"> <b>69</b> <b>Jérémy CURTY</b> <span style="float: right;">FRA</span>            CARMINE         </div>						
1	3:54.261	1:19.923	1:37.083	57.255	107.6	3:54.261	1	3:57.794	1:19.902	1:38.637	59.255	106.0	3:57.794
2	2:53.678	49.869	1:19.589	44.220	145.2	6:47.939	2	3:13.131	50.037	1:38.361	44.733	130.6	7:10.925
3	3:30.300 <b>B</b>	49.036	1:28.745	1:12.519	119.9	10:18.239	3	3:44.999 <b>B</b>	49.970	1:23.037	1:31.992	112.1	10:55.924
4	6:00.313	3:49.981	1:22.368	47.964	70.0	16:18.551	4	5:39.994	3:18.228	1:28.088	53.678	74.2	16:35.917
5	2:49.141	48.865	<b>1:16.311</b>	43.965	149.1	19:07.692	5	2:50.058	49.136	1:17.223	<b>43.699</b>	148.3	19:25.975
6	2:51.953	<b>48.597</b>	1:16.602	46.754	146.6	21:59.645	6	<b>2:49.458</b>	49.132	<b>1:16.373</b>	43.953	148.8	22:15.433
7	2:49.166	48.852	1:16.351	43.963	149.0	24:48.811	7	3:14.873	<b>49.010</b>	1:31.978	53.885	129.4	25:30.306
8	<b>2:48.900</b>	48.664	1:16.514	<b>43.722</b>	149.3	27:37.711	<div style="border: 1px solid black; padding: 5px;"> <b>95</b> <b>Olivier JOUFFRET</b> <span style="float: right;">FRA</span>            VICTEAM         </div>						
<div style="border: 1px solid black; padding: 5px;"> <b>41</b> <b>Peter SCHARMACH</b> <span style="float: right;">NZL</span>            TEAM SESTERHEIM         </div>							<div style="border: 1px solid black; padding: 5px;"> <b>99</b> <b>Jean-Laurent NAVARRO</b> <span style="float: right;">FRA</span>            MOTORSPORT DEVELOPPEMENT         </div>						
1	4:09.530	1:25.924	1:37.027	1:06.579	101.0	4:09.530	1	3:45.824	57.846	1:45.310	1:02.668	111.7	3:45.824
2	2:53.611	50.184	1:18.453	44.974	145.2	7:03.141	2	2:49.417	49.236	1:16.465	43.716	148.8	6:35.241
3	3:49.311 <b>B</b>	49.935	1:27.596	1:31.780	110.0	10:52.452	3	3:27.899 <b>B</b>	49.255	1:21.372	1:17.272	121.3	10:03.140
4	5:29.931	3:16.971	1:22.854	50.106	76.4	16:22.382	4	6:11.973	4:00.820	1:23.619	47.534	67.8	16:15.112
5	2:50.796	49.660	1:17.118	<b>44.018</b>	147.6	19:13.178	5	<b>2:48.061</b>	<b>48.480</b>	1:15.942	<b>43.639</b>	150.0	19:03.173
6	2:49.982	49.007	<b>1:16.700</b>	44.275	148.3	22:03.160	6	2:48.239	48.967	<b>1:15.602</b>	43.670	149.9	21:51.412
7	<b>2:50.345</b>	49.310	1:16.940	44.095	148.0	24:53.505	7	3:23.604 <b>B</b>	56.424	1:27.199	59.981	123.8	25:15.016



**CLIO CUP FRANCE**  
SPA EURO RACE 2014  
QUALIFYING 2

Analysis

■ Personal Best   
 ■ Session Best   
 **B** Crossing the finish line in pit lane

Lap	Time	Sector 1	Sector 2	Sector 3	Kph	Elapsed	Lap	Time	Sector 1	Sector 2	Sector 3	Kph	Elapsed
2	2:56.305	50.296	1:19.997	46.012	143.0	6:55.829							
3	3:28.360 <b>B</b>	50.141	1:21.652	1:16.567	121.0	10:24.189							
4	5:54.816	3:44.623	1:22.599	47.594	71.1	16:19.004							
5	2:49.204	49.485	<span style="color: green;">1:15.884</span>	43.835	149.0	19:08.208							
6	2:48.968	<span style="color: green;">48.672</span>	1:16.056	44.240	149.2	21:57.176							
7	2:49.200	49.153	1:16.143	43.904	149.0	24:46.376							
8	<span style="color: green;">2:48.670</span>	48.958	1:16.267	<span style="color: green;">43.445</span>	149.5	27:35.046							